


REFERENCE GUIDE FOR eCHECK QUICK PAYMENTS

How to make your HOA dues payment with an eCheck Quick Payment

- On the HOA payment page, click Make a Quick Payment.
- Select the eCheck tab, enter your account number (omit dashes and leading zeros), checking account details, billing address and click Continue.
- Select the checkbox beside the payment type. Enter the amount due and click Submit Payment.
- Verify the payment details; enter the text displayed in the picture into the reCAPTCHA field and click Pay Now. If you have difficulty reading the reCAPTCHA, hit the refresh button  or increase the zoom settings on your internet browser.
- You will be provided with an authorization code and an email receipt will be sent to you.

(Continue reading below for more detailed instructions including screenshots.)

REFERENCE GUIDE FOR eCHECK QUICK PAYMENTS

Select Make a Quick Payment from the HOA payment page.



Demo Association Name
123 Demo St. Demo, TX 77777. Phone: (777) 777-7777

[Help](#) [User Guide](#)

SIGN IN

First Time User? [Click Here](#)

Username

Password

I agree to the [Terms of Use](#) and [Privacy Policy](#)

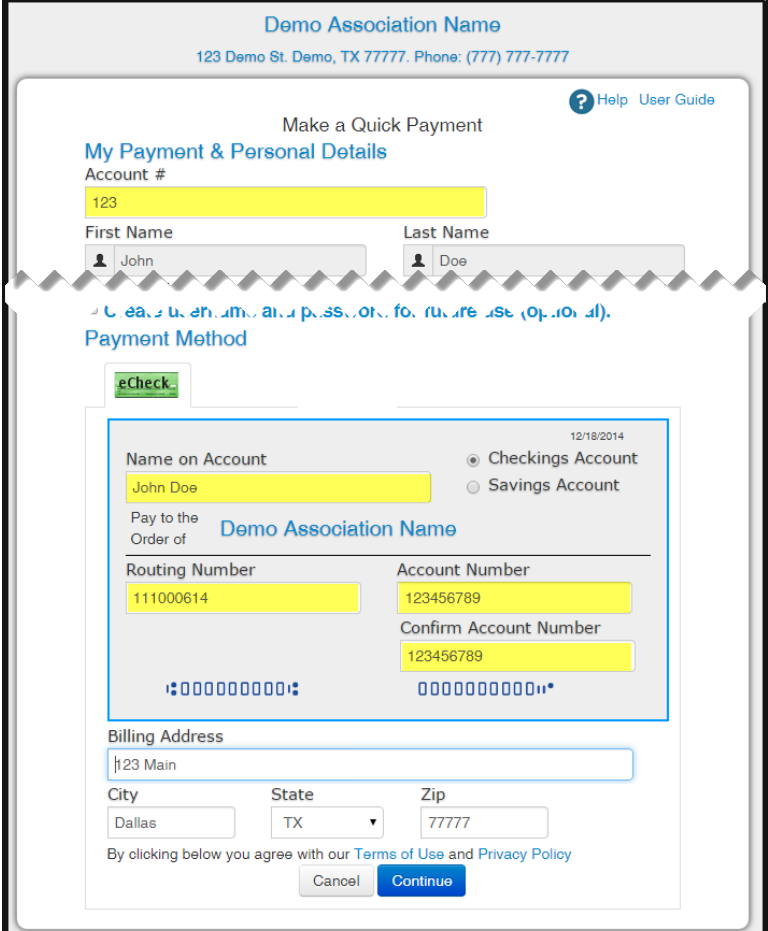
Make a Quick Payment [click here to learn more](#)

[Forgot Username?](#) [Reset Password?](#)

Enter your account number in the "Account #" field, press the Tab key and your homeowner information will instantly populate.

Fill out the requested information: email, phone, routing number, account number, and billing address - if different than property address.

Press Continue to make your payment. (Note: If your account # is 0123-456, enter 123456. Do not enter leading zeros or dashes.)



Demo Association Name
123 Demo St. Demo, TX 77777. Phone: (777) 777-7777

[Help](#) [User Guide](#)

Make a Quick Payment

My Payment & Personal Details

Account #
123

First Name Last Name

Check the email, phone, and password for future use (optional).

Payment Method

eCheck

12/18/2014

Name on Account Checkings Account
 Savings Account

Pay to the Order of **Demo Association Name**

Routing Number Account Number

Confirm Account Number

⑆000000000⑆ 0000000000⑆

Billing Address

City State Zip

By clicking below you agree with our [Terms of Use](#) and [Privacy Policy](#)

REFERENCE GUIDE FOR eCHECK QUICK PAYMENTS

Check the 'Payment Type' box, fill out the amount due and press the Tab key.

After reading the fine print, click the Submit Payment button to complete payment processing.

Demo Association Name
123 Demo St. Demo, TX 77777. Phone: (777) 777-7777

? Help User Guide

Make a Quick Payment

Create username and password for future use (optional).

My Payment Details

<p>John Doe Account # 123 Edit Profile</p>	<p>Demo Association Name 123 Demo St. Demo, TX 77777 7777777777</p>
---	--

Payment Method & Billing Address
E-Check account XXXX - 6789 | 123 Main, Dallas, TX 77777 [Edit](#)

<input checked="" type="checkbox"/> Assessment	1.00
Convenience Fee (*)	\$0.00
TOTAL PAYMENT AMOUNT:	\$1.00

* If applicable, a convenience fee may be charged for processing and handling the payment. By submitting the payment you accept the convenience fee charge to be added to the sub-total. We thank you for your payment.

[Payment Refunds & Void](#)

[Return of Payments](#)

In the event your payment is returned, RevvPay (the payment processor) will attempt to collect a one-time \$20 returned item fee from your bank account. **Please Note:** This fee is separate from any fee the party you are trying to pay may impose or any returned item fee your bank may impose.

Payment Details x

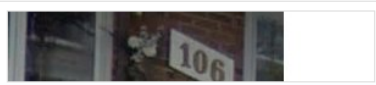
Payment Method & Billing Address

E-Check account XXXX - 6789

Address 123 Main
City Dallas
State TX
ZIP Code 77777


Payment Types


Assessment	\$1.00
Convenience Fee:	\$0.00
TOTAL PAYMENT AMOUNT:	\$1.00



[Privacy & Terms](#)

Verify that the payment details are correct; enter the text displayed in the reCAPTCHA box.

If you are having difficulty reading the reCAPTCHA, use the zoom function built into your internet browser to make the content in the browser larger. You can also request a new picture by hitting the refresh button .

If you are still having difficulty reading the reCAPTCHA, you can hit the speaker button  and you will hear a list of numbers that you can type into the field. (Make sure your volume is up.)

Click Pay Now to submit the payment.

An authorization code will be provided once the payment is approved and you will